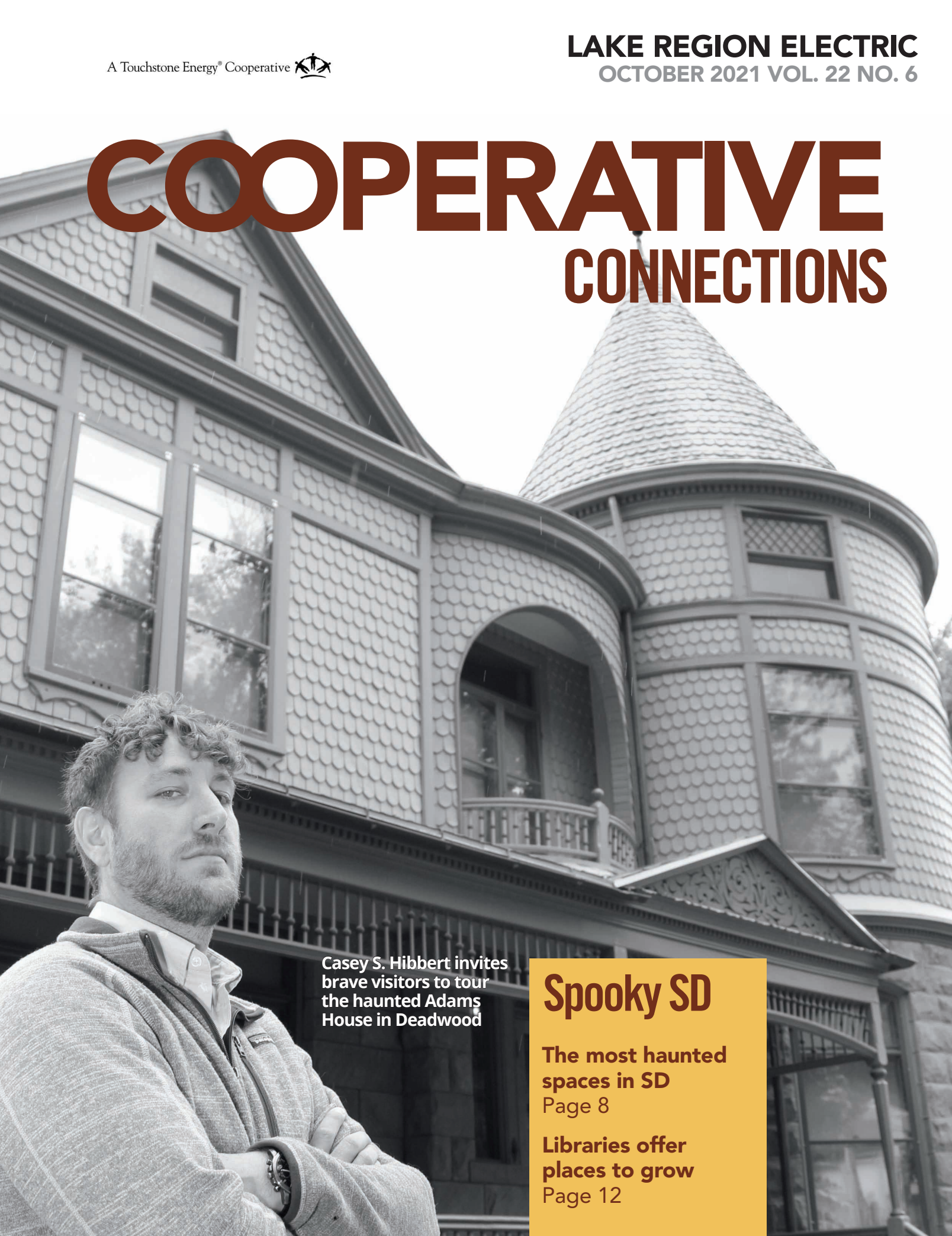


COOPERATIVE CONNECTIONS



Casey S. Hibbert invites
brave visitors to tour
the haunted Adams
House in Deadwood

Spooky SD

**The most haunted
spaces in SD**

Page 8

**Libraries offer
places to grow**

Page 12

October is the time to celebrate our co-op and to celebrate the members we serve



Laura London
Administrative
Assistant

It's that time of year again! The days are starting to get shorter; the mornings start out a little cooler and the green fields of summer have given way to the golden hues of harvest.

This is the time of year we prepare for celebration!

Before we get into the holiday season, we have the opportunity to celebrate our cooperatives. October is National Cooperative Month!

Lake Region Electric Association was formed more than 80 years ago to meet the needs of our rural residents and farms, and this past June we hosted our 80th Annual Meeting in an unconventional way on Main Street in Langford.

While some states made earlier proclamations to recognize and celebrate cooperatives, we have been celebrating National Co-op Month nationally since 1964. National Co-op Month was established and continues to be recognized to acknowledge and celebrate the contributions made by those who work for and benefit from co-ops.

There are many types of cooperatives making up the nearly 40,000 co-ops around the country celebrating National Cooperative Month this October. As your local electric cooperative, our main goal is to provide all of our members with reliable electricity at an affordable rate.

As time marches ahead and the world changes, so must we. One of the changes that we are making is ensuring that we are providing power to our members in an environmentally conscious, yet sustainable manner.

The more technology that you, our members, use to advance your lives, homes, and farms, the more power we must provide. We work continuously to balance our

generation mix and practices so that we meet the growing needs of our members while remaining aware of environmental factors.

It takes cooperation from many areas to do this successfully. Across the country, cooperatives and outside organizations work together to develop new technologies and build infrastructure that we all benefit from. We must also work with other cooperatives and agencies to protect our cooperatives through legislation locally and nationally.

Being a member of a cooperative distinguishes you from other electric consumers in important ways. The co-op leaders here at Lake Region Electric are members of our local community. Decisions made here, affect them personally just as they affect you.

The co-op leaders here at Lake Region Electric are members of our local community.

Each of our seven board members live in the district that they are elected to represent and are voted on by you and your fellow co-op members. Board members are elected to three-year terms at the election held at our annual meeting.

Employees of Lake Region Electric are also members of our local communities, many being member-owners, just like each of you. Lake Region Electric leaders and employees are a part of the communities that we serve. Another important factor that sets Lake Region Electric apart from other utilities is that, as a member-owned cooperative, any excess revenue is with members, over time in the form of patronage, or Capital Credits.

This month, we celebrate co-op month, which means we celebrate you, our member owners as well as our employees and Board of Directors who work diligently to ensure your cooperative is running in a responsible manner to bring you reliable electricity.

COOPERATIVE CONNECTIONS

LAKE REGION ELECTRIC RIPPLES

(USPS 018-904)

Board of Directors

Kermit Pearson, President
Rodney Tobin, Vice President
Thomas Steiner, Secretary
Roger Kulesa, Treasurer

Andrea Kilker
Amy Kuecker
Mark Wismer
Danny Smeins, LREA Attorney
General Manager

Tim McIntyre

Staff

Donna Sattler, Director of
Finance/Office Services Manager
Jim Grimes,
Manager of Operations
Brett Kwasniewski,
Manager of Member Services
Tim Gaikowski,
Manager of Technology Services



Lake Region Electric Association, Inc. is an equal opportunity provider and employer.

Like us on Facebook:

Lake Region Electric Association Inc.

LAKE REGION RIPPLES COOPERATIVE CONNECTIONS is the monthly publication for the members of Lake Region Electric Association, Inc., PO Box 341, 1212 N Main St., Webster, SD 57274. Lake Region Electric Cooperative Connections' purpose is to provide reliable, helpful information to members on electric cooperative matters and better living.

Subscription information: As part of their membership, Lake Region Electric members devote 50 cents from their monthly electric payments for a subscription. Nonmember subscriptions are available for \$12 annually. (USPS 018-904) Periodicals Postage Paid at Webster, SD 57274 and at additional mailing offices.

POSTMASTER: Send address changes to: Lake Region Ripples Cooperative Connections, PO Box 341, Webster, SD 57274. Telephone 605-345-3379; Toll Free 1-800-657-5869; Fax 605-345-4442 E-mail: lakeregion@lakeregion.coop

24 hour Dispatching/Outage Line
1-800-657-5869



Practice fire safety this fall and winter

When the weather turns colder, you inevitably start hearing more news about house fires. Even a small fire can be devastating.

Most house fires are caused by cooking that gets out of hand, according to the National Fire Protection Association. But the second most common cause is materials in the home that catch fire. This often occurs when a heat source, such as a space heater or flying embers from a fireplace, comes into contact with fabric or paper, which then ignite. Once a fire starts, it can move so rapidly that even the best efforts to put it out may fail.

When it comes to old houses, the risks are even higher. The older the wood is that a house is constructed of, the faster it burns. Once flames invade the walls of an old house, they move with frightening speed.

Fire protection in any home is absolutely necessary, but even more careful precautions should be taken if your house is older. Here's how to help ensure the safety of your house and everyone in it.

Smoke detectors. These are the first and best line of defense; they allow you to get out of the house at the first whiff of smoke. The NFPA found that six in 10 deaths in house fires occurred in homes that did not have working smoke detectors. Go beyond the federal recommendations and put a smoke detector in every room. Stay on the even safer side by opting for those that detect both smoke and carbon monoxide.

Fire extinguishers. Keep small fires from getting out of control with fire extinguishers that are easily accessible. Choose several fire extinguishers that are light enough for even kids to handle. Make sure they have simple pull mechanisms that don't require much strength. Look for fire extinguishers that work for various parts of the house; for instance, an extinguisher in the kitchen should be able to handle grease fires.

Install arc-fault interrupters. These ingenious little gadgets detect the electrical arcing that occurs when an old wire buried deep in your wall begins to fail. Speak with an electrician about where best to install interrupters and how your particular ones work.

Maintain it all. Finally, test everything on a regular basis. Smoke detectors should be tested every month, their batteries replaced every six months, and old smoke detectors replaced every 10 years. Opt to purchase an extra fire extinguisher so your family can take it to the backyard and practice using it.

Have a plan. What if the worst happens and those smoke detectors go off? Have a plan to get out fast. Make sure those on upper floors have a fire ladder that can get them safely to the ground. Designate a meeting place for all family members, and practice your safety plan at least once every six months.

Does all of this sound like overkill? It's not! Fire safety is imperative year-round for every home. Your home deserves to have the care required to keep it safe and sturdy, but more importantly, your family deserves the peace of mind that comes from knowing they are protected in an emergency.

WE'VE GOT SD COVERED



South Dakota's electric cooperatives deliver affordable, reliable power to our members in every corner of the state. But we do so much more!

Visit our Co-op Connections Plus YouTube channel and you'll see co-ops in action providing valuable consumer information at Dakotafest and the South Dakota State Fair. You'll see co-ops at local community events and youth leadership programs. We've got South Dakota covered!

Simply scan the QR code to the right and be sure to subscribe!



Call 811 before you dig!

Fletcher Nutt

Fletcher reminds readers of Cooperative Connections to be sure to call 811 before digging. Fletcher's parents are Donald Nutt and Amanda Larron of Sioux Falls.

Kids, send your drawing with an electrical safety tip to your local electric cooperative (address found on Page 3). If your poster is published, you'll receive a prize. All entries must include your name, age, mailing address and the names of your parents. Colored drawings are encouraged.

PERFECT PASTA PICKS

RATTLESNAKE PASTA

Ingredients:

1/4 c buttery spread
2 T all-purpose flour
3/4 c dairy milk
1/2 c vegetable broth
1 T vegetable base
1/2 c Parmesan cheese, shredded
salt, to taste (optional)
pepper, to taste (optional)
1/4 c pickled jalapeno slices
3 T minced garlic
10 oz. cooked rotisserie chicken, shredded
1 green bell pepper, sliced
1 red bell pepper, sliced
1 handful fresh cilantro, minced
1 pound whole-wheat linguini, cooked

METHOD

In medium pot, melt buttery spread then add flour; mix well. Slowly add dairy milk and vegetable broth, stirring well. Add vegetable base and Parmesan cheese; heat slowly until thickened. Add salt and pepper, to taste, if desired. Add jalapenos, garlic, bell peppers and roasted chicken; heat thoroughly. Serve over cooked linguini.

Family Features

HERB BAKED CHICKEN AND PASTA

Ingredients:

2 cups uncooked medium pasta, such as rotini, penne or ziti
1 pound uncooked boneless skinless chicken breasts, cut into 1-inch cubes
2 cups shredded mozzarella cheese, divided
1 1/2 cups water
1 package McCormick® Italian Herb Baked Chicken & Pasta Seasoning Mix
1 can (14 1/2 ounces) petite diced tomatoes, undrained

METHOD

Preheat oven to 375°F. Place pasta, chicken and 1 cup of the cheese in 13x9-inch baking dish. Mix water, Seasoning Mix and tomatoes until well blended. Pour over pasta and chicken. Stir to coat well, making sure most of the pasta is covered with sauce. Cover with foil. Bake 45 minutes or until chicken is cooked through. Remove foil and stir. Sprinkle with remaining 1 cup cheese. Bake, uncovered, 5 minutes longer or until cheese is melted. Let stand 5 minutes. (Sauce will continue to thicken upon standing.)

mccormick.com

SPAGHETTI PIE

Ingredients:

6 oz. spaghetti
2 T. butter
2 well beaten eggs
1/3 c. Parmesan cheese
1 c. cottage cheese
1 lb. ground beef
1/4 c. chopped green pepper
1/2 c. chopped onion
2 c. chopped tomatoes
1 tsp. sugar
1 tsp. oregano
1/2 tsp. garlic salt
1/2 c. shredded mozzarella

METHOD

Cook spaghetti, drain. Stir in butter, Parmesan cheese and eggs. In buttered 10 inch pie plate, form the mixture into a crust. Spread the cottage cheese over crust. Cook beef until browned. Drain fat. Stir tomatoes, sugar, oregano and garlic salt into cooked beef. Put all in spaghetti crust. Bake 350 degrees for 25 minutes. Add mozzarella and cook five minutes more or until cheese is melted. Bulk sausage may replace ground beef.

Linda Sherry, Sioux Falls

Please send your favorite dairy recipes to your local electric cooperative (address found on Page 3). Each recipe printed will be entered into a drawing for a prize in December 2021. All entries must include your name, mailing address, phone number and cooperative name.

YOUR CO-OP EMPLOYEES, HERE TO SERVE YOU



Lake Region Delivers

Lake Region donated roughly 260 cases of bottled water to 4 area schools. Water bottles feature each school's mascot and an electric safety message. The schools use the water for various fund raisers and activities throughout the year.

October is National Co-op Month! Lake Region Electric is proud to power your life.



Energy Efficiency Tip of the Month

Old, uninsulated and improperly installed exterior doors can waste energy and money.

Shut the door on wasted energy by weather stripping and sealing all exterior doors. If you have an old exterior door, consider replacing it with a newer, energy efficient model.

Source: energy.gov



OLYMPIC STARDOM

USD alumnus Chris Nilsen follows Coyote tradition of success with a silver medal

Billy Gibson

billy.gibson@sdrea.coop

Pole vaulters have a term to describe one of their worst nightmares. It's called being "spit out," a phrase that sounds a lot like what happened in the Biblical account of Jonah and the whale.

In the world of track and field, it's an ignominious term that vaulters use when you sprint as fast as you can down the runway and plant your pole but you don't have enough force to get up and over the bar. The result is a humiliating and often painful return to terra firma.

It's an experience Chris Nilsen knows all too well after getting the spitting treatment three straight times during his first attempt at pole vaulting back when he was a freshman at Park Hill High School in Kansas City.

But years of hard work, the support of family and friends, and the guidance of several capable coaches paid off when Nilsen secured a silver medal in the Tokyo Olympics.

The University of South Dakota alumnus was given a grand reception when he returned from Tokyo and met a crowd of several hundred well-

wishers at the Muenster University Center in Vermillion. Trailing behind a police escort, the USD grad rolled onto campus perched proudly in the back of a Jeep and waved to the onlookers lining the streets with his silver medal glinting in the summer sun.

The celebration included his parents, Mark and Karen Nilsen, university officials, athletic department representatives and a bevy of youngsters who got to hold the medal for a moment and dream of their own Olympic success one day.

Nilsen turned in a personal best of 19 feet, 7 inches during his time in Tokyo. Coming up two inches shy of Swedish gold medalist Armand "Mondo" Duplantis, Nilsen became the only U.S. vaulter to finish second or better in the event since 2004.

The celebration on the Coyotes campus was the first time Nilsen's parents saw their son since he departed for Tokyo to prepare for the games. His USD track coach, Derek Miles, was the only other individual allowed to accompany Nilsen due to COVID-19 restrictions. Miles claimed a bronze medal in the pole vault at the 2008

Beijing Olympics and also qualified for the Olympics in Athens in 2004 and London in 2012.

Miles couldn't resist taking a few good-natured jabs as his protégé during the celebration: "I'm a little upset with Chris right now. It took me about 12 years after graduation to win an Olympic medal and he did it in a year. He got a better color than I did and jumped about a foot higher."

Then he turned more serious in congratulating Nilsen on his accomplishment: "It was a pretty special moment to coach him at the Olympics. As a coach, you want the best out of your athlete and it was a special moment to see him respond to adversity when he missed 19 feet on the first attempt and then come back and win the silver."

Nilsen credited Miles and the supportive cultural environment at USD for much of his success.

"The reason I came here was because of the culture. USD was my fourth official visit after a few SEC schools. But Derek looked me in the eye and said, 'You can go to any school you want in the country and probably become a better pole vaulter, but you'll never find a coach who cares more about you than I do.' It shows what kind of person he is and he's allowed to be that kind of person because of the culture here."



SEARCHING FOR SPOOKS

Casey S. Hibbert peers out into the natural world through a window in the top floor of the haunted Adams House in Deadwood. *Photos by Billy Gibson*

Paranormal enthusiasts search for signs of the hereafter in SD's haunted spaces

Billy Gibson

billy.gibson@sdrea.coop

Those eerie, creaky footsteps heard coming from the stairwell in Deadwood's historic Adams House could be the restless spirit of former owner W.E. Adams. Or they could simply be a figment of the imagination.

Maurice "Mo" Miller isn't going to try to convince you either way. He just wants to collect evidence that there was in fact an unexplained sound and let you draw your own conclusions.

Miller is founder and lead sleuth of the Black Hills Paranormal Investigations team. He and his six-member squad aren't out to bust ghosts or chase mischievous spirits away. They only want to make a friendly connection with inhabitants of the afterlife, maybe say hello and spend some quality time together.

For the past 10 years, Miller and his crew have been conducting their missions all across the Black Hills area and have logged scores of audio recordings and other evidence they offer as possible proof of the existence of the hereafter.

Every October, Miller invites fearless guests to accompany the investigators on their missions. But he often warns visitors beforehand: Don't come dressed in a Dracula costume or some silly getup - this is serious business.

"This isn't a dog-and-pony show," Miller said. "We never do investigations with the public on Halloween because people will come dressed up as a vampire or a witch and think it's the county fair. The shows on TV are for entertainment. We have fun, but we don't contrive things for entertainment value and promise we'll deliver a ghost in a jar or yank one out into the open with a hook."

Miller developed a passion for the paranormal when he had an unexplained experience as a youngster.

"I was in my bedroom and - I don't know how or why it happened - the closet door blew off the hinges and went flying across the room. My parents thought the door came down because I'd been swinging on it like a monkey. I was a little unnerved and slept on the couch for a month. But I started reading academic material on the subject to see if there was really something to this paranormal thing, and it's been my passion ever since."

The BHPI team has several black metal cases, or "spirit boxes" full of devices, contraptions and gizmos they use to detect the presence of wandering ghosts. There are electromagnetic field meters, binoptic cameras, infrared static cameras, digital audio recorders and more.

They've completed investigations of many haunted places in Deadwood and the surrounding area such as the Homestake Opera House, the Bullock Hotel, the Brothel Deadwood, the Lucky Nugget Casino and others.



Black Hills Paranormal Investigations team member LeAnn Harlan keeps an eye out for spirits during a recent visit to a private residence in Spearfish. Above/right, a device used by BHPI triggers when spirits are detected nearby.

As far as the fear factor goes, Miller said during late-night investigations he often finds himself keeping a close eye on BHPI Case Manager Mark Shadley, a retired police sergeant and seasoned law enforcement officer. If the former lawman starts showing

selling author Ann Charles, but there are many other famously haunted places and spaces around the state.

Author Chad Lewis has been researching paranormal activity in South Dakota, across the region, and around world for nearly 30 years and has written 25 books on the supernatural, including *The South Dakota Road Guide to Haunted Locations* as part of his “Unexplained” series. While Lewis has made many television appearances, he often speaks to local audiences and calls attention to some of the lesser known haunted sites such as Devil’s Gulch in Garretson and Spirit Mound State Historic Prairie near Vermillion.

“Spirit Mound’s legends date back as far as Lewis and Clark. In their journals, they wrote that once arriving upon Spirit Mound, their guides would go no further as they feared small creatures that looked like little people and were very good with poisonous arrows.”

He has explored many haunted sites in the Hills such as the Mount Moriah Cemetery and the Keystone Mount View Cemetery at the foot of Mount Rushmore. But Lewis has also studied spooky places in eastern South Dakota such as the Orpheum Theatre and Old Minnehaha Courthouse in Sioux Falls, Mount Marty College and Dakota

Visit these haunted sites if you dare

Here is our Top 10 list of the eeriest, scariest, most haunted places in South Dakota. Enter at your own risk:

- Bullock Hotel - Deadwood
- Adams House - Deadwood
- Old Minnehaha Courthouse Museum - Sioux Falls
- Dakota Theater - Yankton
- Hotel Alex Johnson - Rapid City
- Sioux San Hospital - Rapid City
- Lucky Nugget Casino - Deadwood
- Homestake Opera House - Lead
- Eastons Castle - Aberdeen
- Mount Marty College - Yankton



BHPI lead investigator Maurice “Mo” Miller discusses strategy with Deb Sutton and Kayleigh Johnson.

signs of fright or starts heading for the door, then it’s probably time to scam.

The Black Hills area is often considered a hotbed of paranormal activity of the kind depicted in local folklore and in the tales spun by best-

Theatre in Yankton, Eastons Castle in Aberdeen and others.

With Halloween coming up, Lewis encourages anyone interested in all things unexplained to get out and explore haunted sites and also to learn more about the history, lore and culture of different locations.

“I think people should venture out and see things for themselves and make their own determinations,” he said. “If you go out to Spirit Mound, make sure to leave an offering like a shiny rock or candy for the Little People. This will protect you from them getting followed home.”



Johnson's Pumpkin Patch

Laura London

Administrative Assistant

Carrying on a family tradition was a no-brainer for Bruce and Kitty Johnson. After moving to the farm near Britton in 2003, they decided to continue with the Pumpkin Patch that Bruce's dad, Ray, and his wife Sharon, started years before. Since that time, they have had the patch annually. They have taken a couple years off, here and there, to give themselves, and the land, a little break.

Somewhere around 1979, Ray moved the old Britton Train Depot out to the farm. This building, full of nostalgia, serves as a perfect backdrop for the pumpkin patch. Kitty has since painted several fall and Halloween themed murals on the depot building.

Kitty and Bruce like to get creative when they set up their fall displays, changing things around and trying new ways to display their pumpkins and fall fare.

"I love doing the fall displays!" exclaims Kitty when asked about the displays and murals. The entire family pitches in. Bruce takes lead on tilling to prep the patch for planting and keeping the weeds down, as well as watering.

The Johnson's three children Taylor, Chelsey and Tonya and the grandchildren lend a helping hand when needed. Years when there is an early frost, having all hands on deck to get pumpkins picked, hauled in, and tarped to protect from frost damage is important to the Johnsons and their visitors.

Creativity and love for the pumpkins runs in the Johnson family blood. The family not only helps out with growing, harvesting and protecting the pumpkin crop, they love to help decorate and paint the pumpkins. The grandchildren really get into pumpkin



decorating with Grandma. Kitty uses all different sorts of paint from the little bottles of acrylic paint, glittery and metallic spray paint, and even permanent markers. Decorating pumpkins is a time to be creative.

Of course, the Johnson's favorite thing about fall is everything about the pumpkins! They like to plant a variety of pumpkins. Kitty typically orders seeds, trying out different kinds occasionally; her favorite varieties are "The Freak" and Cinderella. The Freak is aptly named due to its irregular texture with bumps and warts. These types of pumpkins are really fun for decorating and making displays, as each one is unique.

The Johnson's learned by happy accident, the art of naturally freeze-drying the Freak pumpkins. The process is pretty simple; they leave some of the pumpkins out over the winter and summer, undisturbed. By the following autumn, these dried pumpkins make for amazing decorations that can be used in their natural state or painted. The dried pumpkins are also re-useable!

Another of Kitty's favorite pumpkin variety is the Cinderella. The Cinderella is an heirloom variety that has a flattened appearance with deep

ribbing. Cinderella pumpkins are fun for decorating but they also have a wonderful texture and flavor for cooking many dishes. In addition to pumpkins, the Johnson's have a variety of squash available. This year they are offering Butternut, Acorn and Buttercup.

Variety is the spice of life and there is no exception to this rule when it comes to pumpkins. While everyone has their favorite and the Johnson's offer a wide variety, the good old standby jack-o-lantern type of pumpkin is the most popular. Sometimes Kitty runs into trouble when ordering seeds because seed distributors are out of some of the varieties that she orders, this year was even more challenging due to the pandemic, but she was still able to get enough seeds for another successful year.

The marketing for this local, family operated pumpkin patch is pretty basic. They sometimes hang flyers and daughter Chelsey started a Facebook page, but word of mouth has always been their most effective marketing tool.

"People just love coming here. Our local people come out and we have visitors from Aberdeen, Fargo and all over the place," explains Kitty.

Bruce and Kitty usually open the

patch to the public around October 1st. They sell pumpkins that they have already picked, as well as decorated pumpkins, but the absolute best part is when people go out and pick their own from the patch.

"It's so fun to watch the kids get excited for THEIR pumpkins!" The Johnson's encourage everyone to come visit, check out the displays, different decorating ideas, and of course pick out their own perfect pumpkin. The patch is located at their farm one mile east and half a mile north of Britton.



A PLACE TO GROW

Public libraries across the state continue to serve the needs of their communities as places to go for a wide range of experiences.

South Dakota's public library system grows and adapts to an ever-changing cultural and technological landscape

Billy Gibson

billy.gibson@sdrea.coop

The state's public library system got its start even before there was a state.

In 1886, three years before South Dakota achieved statehood, the Howard Public Library was chartered and quickly became a point of pride for the people of present-day Miner County.

The contents of the library have long since been relocated to a modern facility in the town's Municipal Building, but the original structure can still be visited at Prairie Village in nearby Madison.

As the first of its kind in the state, the Howard Public Library is still a thriving entity and serves as a testament to the versatility and resiliency of the state's library system. Standing strong through world wars, recessions, depressions, funding pressures, political challenges and

changes in culture and contemporary lifestyles, South Dakota's libraries are still delivering the goods - and the books - in their respective communities.

Mary K. Schlim is the head librarian in Howard and says the community takes a lot of pride in being home to the state's first facility. She takes an optimistic view of the future of libraries...as long as they continue to adapt.

"I think libraries have a bright future," she said. "You just have to keep updating and modernizing and keeping up with the trends and the technology. We have the computers, but we're adding new books all the time. There will always be demand from people who want an actual, physical book to read. There will always be a need for libraries."

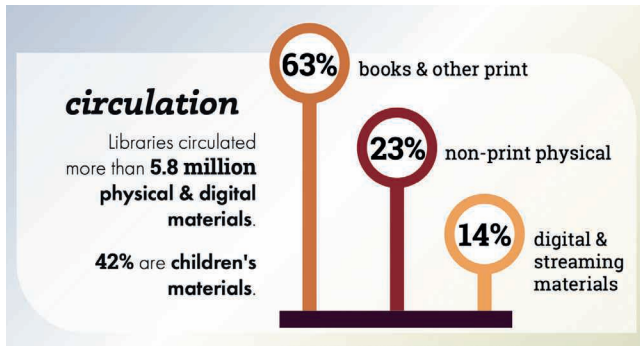
Schlim said her facility is open six days a week with more than 14,000 books on the shelves, five public

computers with internet access, 37 subscriptions to magazines and periodicals, and free WiFi access.

In the year prior to the pandemic, 3.7 million visits were made to the state's 107 public libraries while nearly half the state's residents held a library card. In 2019, more than 600 of the state's citizens were employed at a public library, and a collective 5.8 million digital and physical materials were circulated.

Brenda Hemmelman, access and development services director for the state library system, said libraries return \$4 in various programs and services for every \$1 invested. She describes libraries as a sound investment in communities large and small.

Hemmelman recently announced the distribution of nearly \$2 million in grant money disbursed to a total of 78 public, local school and academic libraries across the state. The grant money came from the Institute of Museum and Library Services (IMLS) through American Rescue Plan Act (ARPA) funds.



“This will help our libraries invest in infrastructure, technology and materials that will serve their patrons through modern, innovative facilities and practices well into the future,” Hemmelman said.

Grant-funded items include the following:

- Technology to replace old computer equipment
- Podcasting equipment
- Digitization equipment
- Books, audio books, e-books
- 3D printers and other makerspace equipment
- Furniture with embedded technology
- Library automation software
- SMART boards/Promethean boards for classroom teaching and displays.

The state system also purchased an additional \$76,000 worth of audiobooks and e-books for the South Dakota



Titles to Go (SDTTG) consortium with funds from IMLS through ARPA. Hemmelman said SDTTG program usage increased 18 percent from 2019 to 2020 as users checked out more than 400,000 titles.

Hemmelman said libraries face an ongoing challenge to remain relevant and useful in a rapidly changing technological

landscape. She said libraries were fortunate to receive the recent grant money after 96 percent of the state's facilities closed temporarily during the pandemic.

She was quick to note, however, that 86 percent continued to provide public services even though the physical facility may have been closed. More than 80 percent provided outside or curbside checkout services and all of them increased access to digital materials.

For Hemmelman, those indicators point to a promising future for the state's public library system.

STATE LIBRARY DIGITIZES 41 VOLUMES OF SOUTH DAKOTA HISTORICAL COLLECTIONS



As the South Dakota State Historical Society celebrates its 120th year, the South Dakota State Library has digitized all 41 volumes of the South Dakota Historical Collections. From 1902 to 1982, this series was published biennially by the Department of History (now the South Dakota State Historical Society) as part of its mission to collect, preserve and make accessible the history of the state. All 41 volumes are now available via the Featured Collections section of the South Dakota State Library's Digital Collections.

These volumes cover a wide array of topics and are a valuable resource for students, teachers, and scholarly researchers. Six editors presided over the South Dakota Historical Collections during its run, including Doane Robinson, Will G. Robinson and Dayton Canaday. Their different editing styles and interests are evident throughout the volumes. Taken as a whole, the series represents an evolution in perspectives on the state's history, heritage and culture. In 1989, an index to the collection was compiled and published to aid researchers.

The South Dakota State Library serves as the state's depository for current and historical state agency publications, some of which go back to territorial days.

The South Dakota State Library's Digital Collections reflect the history and culture of South Dakota. Primarily of interest to librarians, researchers, and genealogists, the digital collections include newspaper articles, South Dakota library photographs, state government annual reports and research reports, South Dakota Codified Laws, Session Laws, House and Senate Journals and more. Access the collections at: sdsdl-montage.auto-graphics.com/.

CRAZY ABOUT CO-OPS



Entertainer and Mount Vernon Mayor Weston Frank bears a co-op logo on his forearm in memory of his great grandfather.

South Dakota's cooperative leaders leave a legacy of service in local communities throughout the state

Billy Gibson

billy.gibson@sdrea.coop

Some people place a lot of faith and belief in the cooperative way of doing business.

And then some people don't mind letting the world know exactly where they stand on cooperatives and what they represent.

When Weston Frank pulls up his shirt sleeve, everyone can see how much cooperatives mean to him. He has the word "COOP" tattooed in big, bold letters right there on his forearm.

Frank, who is mayor of Mount Vernon and an entertainer well-known throughout the state, had the cooperative logo inked into his arm for a special reason. He got the tat in memory of his great grandfather,

Howard Frank, who started working at the ag co-op in Wessington Springs after his gas station business burned to the ground. He eventually retired from the co-op in the mid-1990s.

When Weston Frank takes a glance at that image on his arm, he remembers a man who had earned the respect of everyone in his community.

"I love the double circle co-op logo because it's something my great grandfather wore every day. Everyone knew him as a kind and quiet man who would help anyone. He'd stay late to get a job done, then head out to the 281 Junction on Sunday afternoon at the drop of a hat to help a stranded stranger. I never met one person who had something bad to say about him."

As for Weston Frank, the co-op symbol has an even deeper meaning than the memory of his great grandfather.

"That logo stands for a time when men did what they said they would. You could trust the word of your fellow man, and the local co-op board. I have on occasion caught grief from some folks who associate the double circle with poor memories and situations. I always apologize that they feel that way, but the co-op provided for my family for many years without incident. For me, the logo helps me remember the man, the good he did and the love he had for his family."

Cooperatives have been part of South Dakota's landscape for well over 100 years, and have an estimated annual economic impact of \$8 to \$10 billion. Collectively, cooperatives provide an estimated 16,000 jobs for South Dakotans, and contribute almost \$600 million in tax revenue to the state.



The cooperative spirit also runs through the veins of Brenda Forman, executive director of the South Dakota Association of Cooperatives. Her introduction to the co-op world came early in life when she was a girl growing up in Gettysburg where both her grandfather and father served on the Cenex board of directors.

“THAT LOGO STANDS FOR A TIME WHEN MEN DID WHAT THEY SAID THEY WOULD. YOU COULD TRUST THE WORD OF YOUR FELLOW MAN, AND THE LOCAL CO-OP BOARD.”

At the age of 14, Forman landed her first job at the local Cenex station and worked there through high school and college, often filling a spot on the spraying crew. She joined the co-op association 25 years ago and has carried on the mission of serving the association's members and lauding the many benefits of cooperative businesses, including telecommunications, farm supply, marketing and electric organizations.

Her father, Richard Mangin, held a position on the Cenex board for



South Dakota Cooperative Association Hall of Famer Charles Birkholt served as general manager of Cam Wal Electric Cooperative for the last eight of his 45 years there. After retiring from Cam Wal, Birkholt served on the board of Venture Telecommunications.

25 years. At the end of December each year, she would accompany her dad down to the co-op to help take inventory.

“On the way over we’d talk about the co-op and how it got started and why he served on the board, to help people,” Forman recalled. “Something that touched me deeply happened when a gentleman came up to me once and I told him I was from Gettysburg. He said he knew my dad and they worked on the Cenex board together. He looked around at the other people and told them I come from good stock. That was one heckuva of a compliment, coming from someone who thought that much of my dad and granddad and their involvement in the co-op.”

Charles Birkholt is a member of the SDAC Hall of Fame and has served consumers of both a telecommunications co-op and an electric co-op. Back in 1952, Birkholt joined Cam Wal Electric in Selby as a groundsman at the rate of 85 cents an hour. He climbed his way up to manager and recalls farmers complaining about their \$5 monthly power bills. He later retired after 45 years of service at Cam Wal.

But Birkholt wasn’t done yet. Shortly after retiring 20 years ago, he joined the board of Venture Communications.

Estimated economic
impact

\$8-10


billion

of South Dakota’s
cooperatives

“I enjoyed working at both co-ops and being able to see things on both sides of the board table,” he said. “It gives you different things to think about and makes you understand you have to keep an open mind. But in both positions, you’re working to improve the service and your relationship with your members.”

Birkholt said he encourages all cooperative members, employees and leaders across the state to pause a moment during Co-op Month in October to reflect on the importance of these not-for-profit organizations.

“The consumer is our primary goal, our only reason for existing. That is very unique and isn’t the case for investor-owned enterprises. We’re the underdogs, so that just means we have to work harder,” he said.



**Pheasant Hunting Season
Opening Day
October 16, 2021**

To have your event listed on this page, send complete information, including date, event, place and contact to your local electric cooperative. Include your name, address and daytime telephone number. Information must be submitted at least eight weeks prior to your event. Please call ahead to confirm date, time and location of event.

SEPTEMBER 25

Great Downtown Pumpkin Festival

526 Main Street, Rapid City, SD, 605-716-7979

SEPTEMBER 25-26

Menno Pioneer Power Show

Menno, SD, contact Daniel at mennopowershow@yahoo.com for more details

SEPTEMBER 25-26

Reza: Edge of Illusion

Oscar Larson Performing Arts Center, Brookings, SD, tickets on sale at <http://www.RezaLive.com>

SEPTEMBER 30 7th Annual Taste of Sioux Falls

Washington Pavilion, Sioux Falls, SD, 605-367-6000

SEPTEMBER 30 - OCTOBER 3

Festival of Books

Various Locations, Deadwood, SD, 605-688-6113

OCTOBER 1-2

Webster Pumpkin Fest

Various Locations, Webster, SD, 605-846-0665

OCTOBER 1-3

SiouxperCon

1201 N West Avenue, Sioux Falls, SD, visit siouxpercon.com for more details and tickets

OCTOBER 2-3

Fort Pierre Horse Races

Stanley County Fairgrounds, Fort Pierre, SD, 605-223-2178

OCTOBER 7-10

Annual Great Scarecrow Festival

Campbell Park, Huron, SD, 605-354-0491

OCTOBER 8-9

Junkin' Market Days

W.H. Lyon Fairgrounds, Sioux Falls, SD, 605-941-4958

OCTOBER 8-10

Pumpkin Festival

Country Apple Orchard, Harrisburg, SD, 605-743-2424

OCTOBER 9-10

Sioux Falls Quilters' Guild Bi-annual Quilt Show - "Fall in Love with Quilting"

Sioux Falls Convention Center, Sioux Falls, SD, for more info visit siouxfallsquiltersguild.com or send an email to sfqg2021show@gmail.com

OCTOBER 11

Native American Day Celebration

Crazy Horse Memorial, Crazy Horse, SD, 605-673-4681

OCTOBER 15-16

Haunted Fort Sisseton Historic State Park

11907 434th Avenue, Lake City, SD, Contact Ali at 605-448-5474 for more info

OCTOBER 16-17

KELOLAND Living Arts & Crafts Show

Best Western Plus Exhibit Hall & Annex, Sioux Falls, SD, email events@keloland.com for more info

OCTOBER 22-23

Governor's South Dakota Showcase

1201 N West Avenue, Sioux Falls, SD, 605-773-3301

OCTOBER 29-30

Fort Sisseton Lantern Tours

11907 434th Avenue, Lake City, SD, Contact Ali at 605-448-5474 for more info

OCTOBER 30

16th Holiday Shopping Extravaganza

Davison County Fairgrounds, Mitchell, SD, call Cindy at 605-999-8563 for more info

OCTOBER 30

Scare in the Square

Main Street Square, Rapid City, SD, 605-716-7979

OCTOBER 30

Yankton's Harvest Halloween

Downtown, Yankton, SD, email mandi@bostonsyankton.com for more info

NOVEMBER 13

Sisseton Area Merchants & Crafters Holiday Open House Extravaganza

Sisseton, SD, call Beverly at 605-698-7425 for more info

Note: Please make sure to call ahead to verify the event is still being held.